

YOUTH IMPACT AREA

Overview

United Way of Greater Kansas City is creating positive community change by investing in programs that address health and human service needs, and developing strategies aimed at eliminating their underlying causes. This work is accomplished within a framework of six “impact areas”: families and neighborhoods, health, self sufficiency, seniors, young children, and youth. An Impact Committee provides leadership for United Way’s work in each area.

Through an inclusive community planning effort, United Way developed a vision and goals in each impact area and set forth priorities that guide its work in funding programs, implementing community initiatives, and advocating for changes in public policy.

Vision - Youth

Communities where all youth (ages 8 – 24) have the resources and opportunity to achieve their full potential to become literate, secure and prepared for a productive adulthood and contribution to their community.

Why It Matters

Society benefits when youth are well prepared for work and participation in community life. Health and human service programs offer opportunities for all youth to advance learning and healthy development.

Goals

- Increase the number of **youth engaged** in the assessment, planning, implementation and evaluation of youth programming.
- Increase the number of youth participating in quality, affordable, available and accessible **out of school time programs** that address the core competencies of youth development.
- Increase the number of youth **graduating from high school**.
- Increase the number of youth demonstrating comprehensive **life skills**.
- Increase the number of youth with access to **caring adults**.
- Increase the number of youth-serving adults who are culturally and linguistically competent and **embrace diversity**.

Public Policy Advocacy

United Ways recognize that many human services are delivered through a public/private partnership, and that public sector funding and/or programs are often critical to the consumers who also benefit from the community-based programs United Way supports.

Policy Principles that promote the Youth Issue Area address:

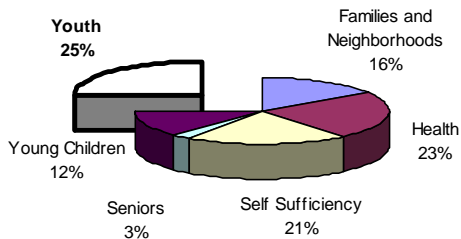
- Investment in positive youth development activities that keep youth safe, help working families and improve academic achievement, such as before- and after-school programs, life-skills training, mentoring and alternative education.
- Greater access to adequate nutrition, physical fitness, and comprehensive physical and mental health services.
- Improved rates of education attainment for all youth by promoting high school graduation and helping students develop necessary and marketable skills.
- Greater access to the basic social, emotional and cognitive supports that all children need to be contributors to society.



United Way Investment in Youth

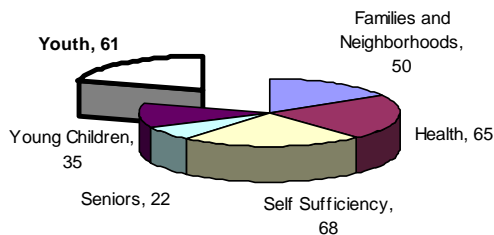
Through the volunteer-led Resource Investment Process for 2007, United Way is investing \$16.6 million to support 301 regional and local health and human service programs that are organized by six areas. The Youth Impact Area, regional and local, represents 25 percent of the funds, or \$4,249,416.

United Way Investment by Impact Area
\$16,618,049



Sixty-one programs that address a wide range of services targeted to the 8 to 24 year old population are funded. Youth programs represent 20 percent of the programs funded by United Way through the Resource Investment Process.

301 Funded Programs in 2007

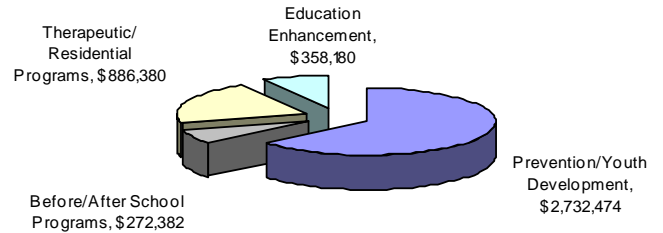


Types of United Way Investment

United Way works to improve lives with two types of investments through the Resource Investment Process. One is investing in programs that **deliver direct services** to individuals or families. Outcomes focus on the program's benefits for each participant. The other is investing in efforts to **influence community change or systems of services**. Outcomes are measured for a population group, rather than individuals. Both types of investment are essential to advance United Way's vision and goals.

Types of Programs Funded

In the Youth Impact Area, United Way invests in programs/initiatives that produce positive outcomes for youth. United Way's funding, in general, supports four categories of services.



Prevention/Youth Development: More than 60 percent of the funds invested in the Youth Impact Area go to programs that are open to all youth and are preventive in nature. Examples of activities offered by programs are mentoring, life skills, scouting, civic development, and social safety information.

Before and After School Programs: Nearly six percent of funds assist with structured before and after school programs. These programs include academic assistance, sports activities, arts activities, and summer camps.

Therapeutic and/or Residential Programs: Programs that help those youth already experiencing challenges such as court-involvement and behavior or emotional problems receive 20 percent of the funding. Services provided by these programs consist of abuse/neglect counseling, substance abuse treatment, day treatment programs, etc.

Education Enhancement: Education enhancement programs account for almost 10 percent of the funds. These programs provide alternative education for adolescents, tutoring/mentoring, etc.

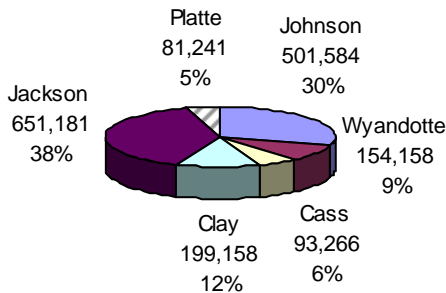
Community Profile

Why It Matters

Information about our community and the people who live here is a tool for making decisions on the investment of United Way dollars. The data alone will not provide definitive answers. This data profile does, however, establish the size and some characteristics of the target population, and point to areas where greater attention may be needed.

2005 Regional Demographics

2005 Regional Population by County
Total Population = 1.7 Million People



2005 Regional Snapshot

A People Profile

1,680,588 people live in the six-county region of Cass, Clay, Jackson and Platte Counties in Missouri and Johnson and Wyandotte Counties in Kansas:

- Two in 3 residents live in our largest counties – Jackson County, Mo. and Johnson County, Ks.
- Nine in 10 (93%) live in the same county as a year ago.
- One in 4 (26%) are children/youth under age 18.
- One in 10 (11%) are seniors age 65 and over.
- One in 4 (25%) self-identifies with a racial or ethnic minority – up from 18% in 1990.
- One in 10 (10%) speak a language other than English at home.
- One in 8 (12%) non-institutionalized persons age 16 and over has a disability.
- One in 9 (11%) of the total population lives in poverty. Nearly 66,000 children (16%) and 12,000 seniors (7%) face the challenges of living in poverty.

Youth Impact Area – Community Indicators

Youth – Key Facts

- 338,044 youth ages 10 to 24 live in the six-county area. This equates to 20% of total population in the area.
- More than 1 in 3 (35%) of all households in the six-county area - 233,748 households - have a child or children under the age of 18.

Education

- The overall high school graduation rate across the five-county area (excluding Cass) in 2005 was 88%, comparing favorably to the Kansas (88%) and Missouri (86%) statewide rates.
- Of young adults ages 18-24, 55% (81,155) were not in school in 2005.

Youth in Poverty

- Youth ages 6 to 17 represent 16% of the population and account for more than 22% (39,915) of the poor in the six-county area.
- Young adults ages 18-24 account for nearly 16% of all area poor persons (27,758), yet only make up 9% of the total population.

Persons in Poverty by Age

	# of Persons	Poverty Rate
Ages 5 & Under	25,675	18%
Ages 6 to 11	19,799	15%
Ages 12 to 17	20,116	14%
Ages 18 to 24	27,758	19%
Ages 25 to 34	27,653	12%
Ages 35 to 54	34,735	7%
Ages 55 to 64	10,977	6%
Ages 65 to 74	5,955	6%
Ages 75 & over	5,638	7%
Total	178,306	11%

Out-of-Home Placement

- 2,449 children under age 18 in the six-county region experienced the risk factor of out-of-home placement in 2006 due to child welfare concerns, such as child abuse or neglect.

Children and Youth in Out-of-Home Placements

Johnson	602
Wyandotte	897
Cass	20
Clay	51
Jackson	855
Platte	24
Total	2,449

Juvenile Court Involvement

- In 2005, 13,944 juvenile arrests were made in the six-county area. The most common reasons for arrest were assault and status offenses (acts that are only a violation of the law if committed by a juvenile, such as purchasing alcohol).
- Of total arrests, 9,958 resulted in a court case filing (Kansas) or a referral (Missouri), equating to 71% of total arrests.*

Juvenile Arrest and Case Filings by County in 2005*

	Arrests	Case Filings/Referrals
Johnson	4,204	2,550
Wyandotte	1,369	1,308
Cass	1,108	888
Clay	852	1,369
Jackson	6,090	3,506
Platte	321	337
Total	13,944	9,958

Tobacco and Alcohol Use**

- Tobacco use is a risky behavior, viewed by many professionals as a gateway to alcohol and illegal substances. In the five-county area (Cass County not reporting), more than 1 in 4 of all 12th graders self-reported smoking cigarettes in the past 30 days.
- Underage drinking is a risky behavior creating a range of public safety issues in addition to enduring health risks such as early addiction and vulnerability to accident, injury and violence.
 - During 2006, in Cass, Clay, Jackson and Platte counties, between 20% and 30% of 6th, 8th, 10th, and 12th graders self-reported having consumed alcohol in the past 30 days.**

- During 2006, in Johnson County (KS), 31% of 6th, 8th, 10th, and 12th graders reported having consumed alcohol in the past 30 days.
- During 2006, in Wyandotte County, 27% of students reported having consumed alcohol in the past 30 days.

Violent Death

- Violent deaths include homicides, suicides, motor vehicle crashes and other accidents.

Violent Death Among Youth Ages 15-19

Aggregated 5-Year Period Surrounding 2005	
Johnson	20.6
Wyandotte	91.4
Actual Violent Deaths 2002	
Cass	24
Clay	37
Jackson	193
Platte	12
Total	266

* NOTE: Arrests may not result in case filings or referrals. Juvenile referrals in Missouri include law and status violations, court order and juvenile municipal violations, but totals listed here do not include abuse/neglect/custody referrals.

** NOTE: Persons reporting use of tobacco or alcohol within the past 30 days are considered current users.

Sources: U.S. Census Bureau, 2005 American Community Survey; Partnership for Children, 2006 Report Card & Data Briefing Book; Kansas Kids Count Data; Missouri Kids Count Data; Annual Statistical Report of the Courts of Kansas; Missouri Juvenile Court, Annual Report; Missouri Institute of Mental Health, 2006 Missouri Student Survey; Southeast Kansas Education Service Center; Missouri Department of Mental Health.

For more information contact:
 Connie Pyles
 Youth Impact Area Manager
 United Way of Greater Kansas City
 816-472-4289
 www.unitedwaygkc.org