

SELF-SUFFICIENCY IMPACT AREA

Overview

United Way of Greater Kansas City is creating positive community change by investing in programs that address health and human service needs, and developing strategies aimed at eliminating their underlying causes. This work is accomplished within a framework of six “impact areas”: families and neighborhoods, health, self-sufficiency, seniors, young children and youth. An Impact Committee provides leadership for United Way’s work in each area.

Through an inclusive community planning effort, United Way developed a vision and goals in each impact area and set forth priorities that guide its work in funding programs, implementing community initiatives, and advocating for changes in public policy.

Vision - Self-Sufficiency

Communities where individuals and families can meet life’s basic needs (shelter, food, clothing and transportation) and gain economic stability through education, employment, permanent housing, and basic and supportive services.

Why It Matters

Society benefits when all people are able to contribute to their fullest potential in creating a healthy, vibrant economy. When individuals face challenges to self reliance or the inability to maintain life-sustaining basic needs, human service programs provide vital assistance.

Goals

- Increase the opportunity to obtain and maintain **housing** that meets the needs of the vulnerable population.
- Increase the number of **transportation** options available to people seeking self-sufficiency.
- Increase the number of individuals with adequate **education, job training and life skills** to maintain employment and self-sufficiency.
- Increase access to quality **comprehensive social services** to meet basic needs and to enable people to move towards self-sufficiency.

Public Policy Advocacy

United Ways recognize that many human services are delivered through a public/private partnership, and that public sector funding and/or programs are often critical to the consumers who also benefit from the community-based programs United Way supports. Community volunteers and agency representatives from across the six-county metropolitan area identified Policy Principles that align with each impact area vision and goals.

Policy Principles that promote the Self-sufficiency Impact Area address:

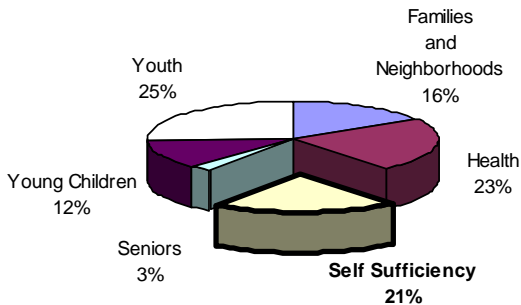
- Safe and affordable housing in communities throughout Kansas and Missouri that maximizes the use of available federal funds. Strategies should advance both homeownership and rental opportunities.
- Maximizing existing strategies aimed at increasing financial assets and improving financial skills among working families such as Individual Development Accounts (IDAs), and use of state and federal Earned Income Tax Credit (EITC).
- Education and job training programs that help prepare youth and underemployed adults to earn a living wage and become self-sufficient.
- Basic and emergency services for vulnerable Kansas and Missouri residents. Priority should be placed upon preserving state efforts that provide for life-sustaining health and basic needs services, and that promote independence and self-reliance.



United Way Investment in Self-sufficiency

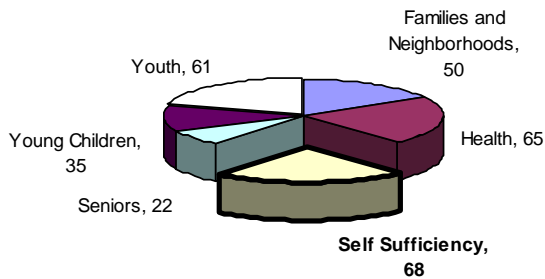
Through the volunteer-led Resource Investment Process for 2007, United Way is investing \$16.6 million to support 301 regional and local health and human service programs that are organized by six impact areas. The Self-sufficiency Impact Area, regional and local, represents 21 percent of the funds, or \$3,459,558.

**United Way Investment by Impact Area
\$16,618,049**



Sixty-eight programs that address a wide range of services targeted to people of all ages are funded. Self-sufficiency programs represent 23 percent of the programs funded by United Way through the Resource Investment Process.

301 Funded Programs in 2007

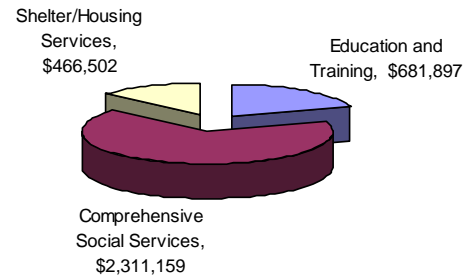


Types of United Way Investment

United Way works to improve lives with two types of investments through the Resource Investment Process. One is investing in programs that **deliver direct services** to individuals or families. Outcomes focus on the program’s benefits for each participant. The other is investing in efforts to **influence community change or systems of services**. Outcomes are measured for a population group, rather than individuals. Both types of investment are essential to advance United Way’s vision and goals.

Types of Programs Funded

In the Self-sufficiency Impact Area, United Way invests in programs/initiatives that help individuals and families obtain the resources they need to meet life’s basic needs and to gain economic stability. United Way’s funding, in general, supports three categories of services.



Education and Training: About 20 percent of the funds distributed in the Self-sufficiency Impact Area are invested in education, job training and life skills training to help people secure and maintain employment and self-sufficiency. Programs include adult education, literacy and English language learner programs, job training and other employment related services.

Comprehensive Social Services: United Way invests two-thirds of dollars in the Self-Sufficiency Impact Area in a comprehensive approach to move people toward financial stability. Services range from emergency assistance, such as help with food and utilities to case management support to achieve long-term goals.

Shelter/Housing Services: Services that address the need for safe, stable housing for vulnerable populations receive 13 percent of funds in this Impact Area. Examples of these are programs that serve the homeless or those at risk of homelessness, and provide independent living services, emergency shelter, and transitional and supportive housing.

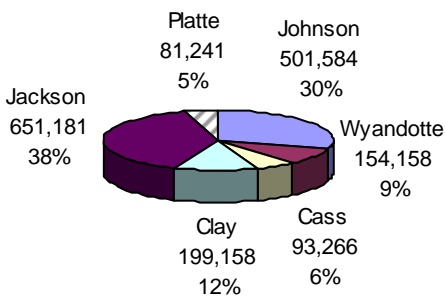
Community Profile

Why It Matters

Information about our community and the people who live here is a tool for making decisions on the investment of United Way dollars. The data alone will not provide definitive answers. This data profile does, however, establish the size and some characteristics of the target population, and point to areas where greater attention may be needed.

2005 Regional Demographics

2005 Regional Population by County
Total Population = 1.7 Million People



2005 Regional Snapshot

A People Profile

1,680,588 people live in the six-county region of Cass, Clay, Jackson and Platte Counties in Missouri and Johnson and Wyandotte Counties in Kansas:

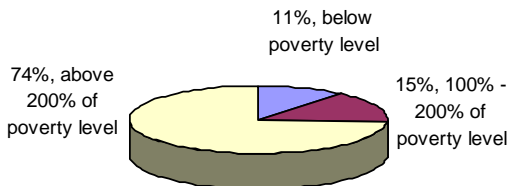
- Two in 3 residents live in our largest counties – Jackson County, Mo. and Johnson County, Ks.
- Nine in 10 (93%) live in the same county as a year ago.
- One in 4 (26%) are children/youth under age 18.
- One in 10 (11%) are seniors age 65 and over.
- One in 4 (25%) self-identifies with a racial or ethnic minority – up from 18% in 1990.
- One in 10 (10%) speak a language other than English at home.
- One in 8 (12%) non-institutionalized persons age 16 and over has a disability.
- One in 9 (11%) of the total population lives in poverty. Nearly 66,000 children (16%) and 12,000 seniors (7%) face the challenges of living in poverty.

Self-Sufficiency Impact Area – Community Indicators

How many residents face challenges in providing for basic necessities?

Across the six-county region, 1 in 4 residents lives in households with annual incomes under 200% of the federal poverty level – a level that puts families at risk of not being able to provide for basic life necessities.

1 in 4 residents with incomes below 200% of poverty level



Self-Sufficiency – Key Facts

Unemployment

- 5.3% of the six-county region’s labor force reported being unemployed in June 2007 – up from the 2006 annual unemployment rate of 5.0%. These recent rates are still lower than the 5-year high in 2003 of 6.1%.

June 2007 Unemployment by County

	Unemployment Rate	# of Persons
Johnson	4.7	13,931
Wyandotte	8.0	6,002
Cass	4.9	2,486
Clay	4.3	4,937
Jackson	5.7	19,764
Platte	4.0	1,951

What is poverty?

Poverty levels are set nationally according to annual income, family size and number of children, and updated annually for inflation. For example, in 2007 a one-person household is at 100% of the poverty level with an annual income under \$10,210, or a three-person family with income under \$17,170.

2005 Persons in Poverty by County

	# of Persons	Poverty Rate
Johnson	26,732	5.3%
Wyandotte	30,153	19.7%
Cass	10,136	11.0%
Clay	14,940	7.5%
Jackson	91,213	14.1%
Platte	5,132	6.3%
Total	178,306	10.7%

Poverty by Age

- Children under age 18 experience the highest poverty rate (16%). Two in 5 (25,675) are ages five and under – ages that the science of early brain development says are critical to success in school and life.
- Seven out of 10 children in poverty are under age 11 – years when parents who are struggling with poverty need quality, affordable child care.
- Adults ages 18 to 64 comprise the largest number of persons in poverty – 101,123. The majority (55%) are adults under age 35.
- More than half (53%) of working-age adults 18 to 64 were employed full-time, part-time or part-year during the previous 12 months.
- Six in 10 (61%) poor adults ages 18 to 64 are women – demonstrating that working age-adults living in poverty are more likely to be women.
- 11,593 seniors (7%) ages 65 and over live facing the challenges of poverty. Nearly 3 in 4 (73%) are women.

Persons in Poverty by Age

	# of Persons	Poverty Rate
Ages 5 & Under	25,675	18%
Ages 6 to 11	19,799	15%
Ages 12 to 17	20,116	14%
Ages 18 to 24	27,758	19%
Ages 25 to 34	27,653	12%
Ages 35 to 54	34,735	7%
Ages 55 to 64	10,977	6%
Ages 65 to 74	5,955	6%
Ages 75 & over	5,638	7%
Total	178,306	11%

Housing Costs

- Seven in 10 housing units are owner occupied.
- One in 4 homeowners (27%) with a mortgage is cost-burdened by their housing, paying 30% or more of household income for housing and utilities – the nationally recognized standard of affordability.
- One in 7 homeowners (14%) without a mortgage is cost-burdened by their housing – indicating that some homeowners have difficulty even covering household utilities.
- Three in 10 housing units are renter occupied.
- Two in 5 renters (43%) are cost-burdened by their housing.

Homelessness

- Over 4,250 persons in 2,572 households were homeless during one 24-hour period on January 27, 2005 in the 5-county metro region.
- Two in 5 (39%) homeless persons were children and youth under age 18.
- Nine in 10 (91%) of homeless families with children were single parent female-headed households.
- Two in 5 (43%) of homeless individuals demonstrated chronic or persistent homelessness – defined as homeless for a year or more, or multiple episodes of homelessness in the past three years.

Food Stamp Usage

- 154,819 persons across the six-county region benefited from the Food Stamp program's nutrition assistance in 2006 – more than double the 75,526 found in 2000.

Food Stamp Participants 2000 - 2006

	2000	2006	% Change
Johnson	3,899	9,691	+156%
Wyandotte	11,631	17,443	+53%
Cass	2,683	7,299	+172%
Clay	4,495	14,875	+231%
Jackson	49,844	101,653	+104%
Platte	1,267	3,858	+204%
Total	75,526	154,819	+105%

Sources: U.S. Census Bureau, 2005 American Community Survey; Mid America Regional Council, MARC Metro Dataline; Kansas Department of Social & Rehabilitation Services, Kansas SRS Program Statistics – County Packet Information; Missouri Department of Social Services, Missouri Family Support Division Annual Data Report; Homeless Services Coalition of Greater Kansas City, 2005 Homeless Count.

For more information contact:
 Byron Brooks
 Self-Sufficiency Impact Area Manager
 United Way of Greater Kansas City
 816-472-4289
www.unitedwaykcc.org